# 21

## 中継接続用圧着コネクタ
Crimp Type In-Line Connectors
Connectors For Direct Connection Between Wire To Wire

## 2.5mmピッチ　インターコネクタ
2.5mm Pitch
In-line Connectors



21シリーズ平形インターコネクタの、メール側に設けられたロックの構造には、インナーロックタイプ、アウターロックタイプの二種類があります。アウターロックタイプのフィメールハウジングにはマウンティングイヤーが設けられ、パネルスロットにスナップロックする構造です。インナーロックタイプは、フリーハンギング専用タイプで、外面部に突起等がなくハーネス加工での取扱いに利点があります。
リセプタクルはリン青銅すずめっき付材で、02、04シリーズと共用です。タブコンタクトは黄銅すずめっき付材で、嵌合部の断面がU字形で両面の平滑部で相手と嵌合接続する高信頼設計です。
コネクタハウジングはナイロン66/UL94V-0を使用しており、標準色は白色ですが、ご要望によりあらゆる色調の製品をお届けすることができます。

21 Series In-Line Connectors are available in two different configurations in constructions for mating with housings; one called Outer-Lock type and the other Inner-Lock type. The Outer-Lock type housings are designed to have a pair of ears for locking mated housings together, and further designed to fit rectangular hole on panel. The Inner-Lock type housings are designed for Free-Hanging use with smooth housings surface for easier Wire-Harness work.
Receptacles are made from Pre-Tinned Phosphorous-Bronze originally designed for 02, 04 Series Connectors. Tab contacts are made from Pre-Tinned brass and have mating parts with “U” Formed cut section for smoother mating with dual-face contact receptacles, connector housings are made from Nylon 66(UL94V-0) with the standard color of white. Housing can be supplied in other available colors.

## 特徴

- ハウジングは二種類のロック方式が選択できる21シリーズのコネクタです。
- リセプタクルは02、04シリーズと共用です。
- タブコンタクトはU字形の二面接触タイプです。
- コネクタの材料はナイロン66でUL94V-0認定材を用いております。

## Features

- Choice of two different locking systems for housings.
- Receptacles are usable also for 02, 04 Series connectors.
- Tab Contacts has “U” formed Shape with dual contact points.
- Connector Housings are made from Nylon 66 (UL94V-0 rating).

## 基本仕様
## Specifications

| | |
|---|---|
| 定格電流<br>Rated Current | 1A max. a.c./d.c. |
| 定格電圧<br>Rated Voltage | 150V max. |
| 接触抵抗<br>Contact Resistance | 20 mΩ以下（初期）<br>20 mΩ or less(Initial) |
| 絶縁抵抗<br>Insulation Resistance | 1000 MΩ以上（初期）<br>1000 MΩ or more(Initial) |
| 耐電圧<br>Withstand Voltage | 1KV 1 min |
| 使用温度範囲<br>Temperature Range | （温度上昇値含む）<br>−25°C ～ +85°C |

※ 仕様、形状は予告なく内容を変更することがあります。
詳細については当社宛お問い合わせ下さい。

※ Specifications and appearance are subject to change without notice. For more details, please contact us.

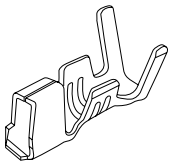

フィメールコンタクト
Female Contact

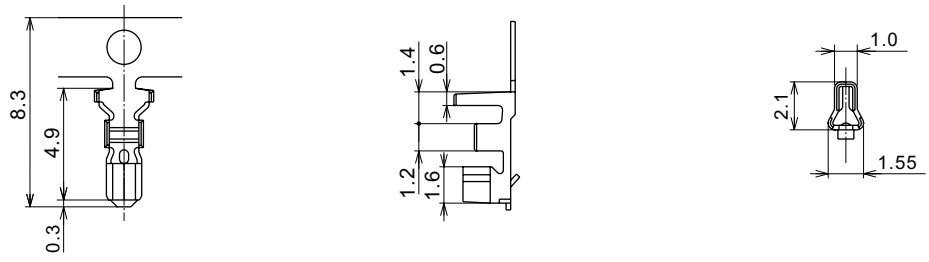


| 製品番号 Cat.No. | 適合電線範囲 Wire Size mm² (AWG#) | 絶縁被覆外径 Insulation Dia. φ mm | 材料 Material | 表面処理 Plating | 組合せ mate with | 包装/リール (リール数/箱) Qty/Reel (rls/box) | 備考 Comment |
|---|---|---|---|---|---|---|---|
| 171041-M2 | 0.088 ～ 0.241(28 ～ 24) | 1.2 ～ 1.5 | リン青銅 Ph. Br. | すずめっき付材 Pre-tinned | 2120<br>2140 | 9,000<br>(9) | |

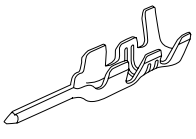

メールコンタクト
Male Contact

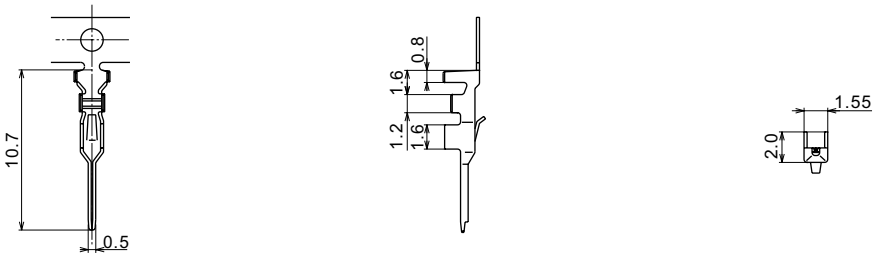


| 製品番号 Cat.No. | 適合電線範囲 Wire Size mm² (AWG#) | 絶縁被覆外径 Insulation Dia. φ mm | 材料 Material | 表面処理 Plating | 組合せ mate with | 包装/リール (リール数/箱) Qty/Reel (rls/box) | 備考 Comment |
|---|---|---|---|---|---|---|---|
| 18681-M2 | 0.088 ～ 0.241(28 ～ 24) | 1.2 ～ 1.5 | 黄銅 Brass | すずめっき付材 Pre-tinned | 2110<br>2130 | 10,000<br>(5) | |

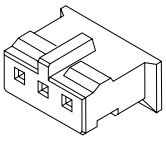

フィメールハウジング
Female Housing

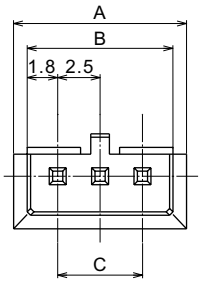


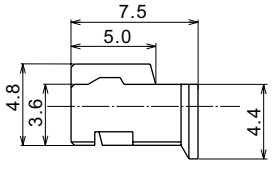


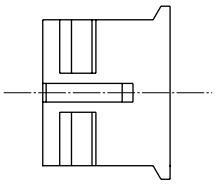

| 製品番号 Cat.No. | 極数 Pole | 寸法 Dim mm A | B | C | 材料 Material | 色 Color | 組合せ mate with | 最少梱包数 (外箱梱包数) Min Pckng Qty (Qty per Ctn) | 備考 Comment |
|---|---|---|---|---|---|---|---|---|---|
| 2140-4□02 | 2 | 7.7 | 6.1 | 2.5 | PA66 UL94V-0 | 1 黒 (Black) 2 白 (White) | 2130-4□02 | 1,000 (60,000) | |
| 2140-4□03 | 3 | 10.2 | 8.6 | 5.0 | | | 2130-4□03 | 1,000 (40,000) | |
| 2140-4□04 | 4 | 12.7 | 11.1 | 7.5 | | | 2130-4□04 | 1,000 (25,000) | |
| 2140-4□05 | 5 | 15.2 | 13.6 | 10.0 | | | 2130-4□05 | 1,000 (40,000) | |
| 2140-4□06 | 6 | 17.7 | 16.1 | 12.5 | | | 2130-4□06 | 1,000 (20,000) | |
| 2140-4□07 | 7 | 20.2 | 18.6 | 15.0 | | | 2130-4□07 | 1,000 (30,000) | |
| 2140-4□08 | 8 | 22.7 | 21.1 | 17.5 | | | 2130-4□08 | 1,000 | |
| 2140-4□09 | 9 | 25.2 | 23.6 | 20.0 | | | 2130-4□09 | 1,000 (20,000) | |
| 2140-4□10 | 10 | 27.7 | 26.1 | 22.5 | | | 2130-4□10 | 1,000 | |
| 2140-4□11 | 11 | 30.2 | 28.6 | 25.0 | | | 2130-4□11 | 1,000 | |
| 2140-4□12 | 12 | 32.7 | 31.1 | 27.5 | | | 2130-4□12 | 1,000 | |

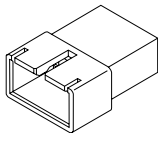

メールハウジング
Male Housing

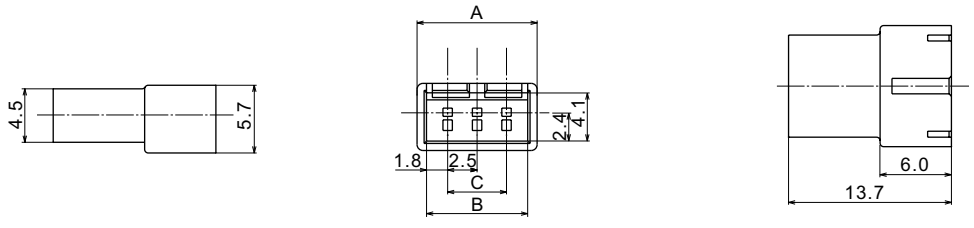


| 製品番号 Cat.No. | 極数 Pole | 寸法 Dim mm A | B | C | 材料 Material | 色 Color | 組合せ mate with | 最少梱包数 (外箱梱包数) Min Pckng Qty (Qty per Ctn) | 備考 Comment |
|---|---|---|---|---|---|---|---|---|---|
| 2130-4□02 | 2 | 7.7 | 6.1 | 2.5 | PA66 UL94V-0 | 1黒 (Black) 2白 (White) | 2140-4□02 | 1,000 (40,000) | |
| 2130-4□03 | 3 | 10.2 | 8.6 | 5.0 | | | 2140-4□03 | 1,000 (20,000) | |
| 2130-4□04 | 4 | 12.7 | 11.1 | 7.5 | | | 2140-4□04 | 1,000 (25,000) | |
| 2130-4□05 | 5 | 15.2 | 13.6 | 10.0 | | | 2140-4□05 | 1,000 (25,000) | |
| 2130-4□06 | 6 | 17.7 | 16.1 | 12.5 | | | 2140-4□06 | 1,000 (10,000) | |
| 2130-4□07 | 7 | 20.2 | 18.6 | 15.0 | | | 2140-4□07 | 1,000 (20,000) | |
| 2130-4□08 | 8 | 22.7 | 21.1 | 17.5 | | | 2140-4□08 | 1,000 | |
| 2130-4□09 | 9 | 25.2 | 23.6 | 20.0 | | | 2140-4□09 | 1,000 (15,000) | |
| 2130-4□10 | 10 | 27.7 | 26.1 | 22.5 | | | 2140-4□10 | 1,000 | |
| 2130-4□11 | 11 | 30.2 | 28.6 | 25.0 | | | 2140-4□11 | 1,000 | |
| 2130-4□12 | 12 | 32.7 | 31.1 | 27.5 | | | 2140-4□12 | 1,000 | |

嵌合組立図 Mating Configuration

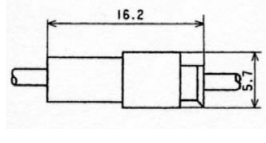

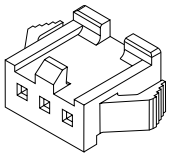

フィメールハウジング
Female Housing

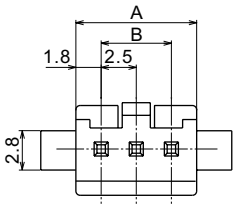


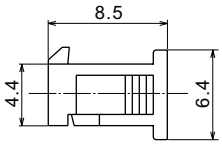


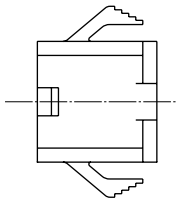

パネルスロット寸法（参考）
Panel-slot Plan
(Figures are for reference only)

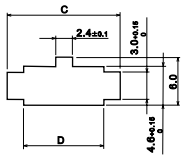


| 製品番号 Cat.No. | 極数 Pole | 寸法 Dim mm A | B | C | D | 材料 Material | 色 Color | 組合せ mate with | 最少梱包数 (外箱梱包数) Min Pckng Qty (Qty per Ctn) | 備考 Comment |
|---|---|---|---|---|---|---|---|---|---|---|
| 2120-4202 | 2 | 6.1 | 2.5 | 9.7 | 6.2 | PA66 UL94V-0 | 白 (White) | 2110-4202 | 1,000 (50,000) | |
| 2120-4203 | 3 | 8.6 | 5.0 | 12.2 | 8.7 | | | 2110-4203 | 1,000 (50,000) | |
| 2120-4204 | 4 | 11.1 | 7.5 | 14.7 | 11.2 | | | 2110-4204 | 1,000 (50,000) | |
| 2120-4205 | 5 | 13.6 | 10.0 | 17.2 | 13.7 | | | 2110-4205 | 1,000 (20,000) | |
| 2120-4206 | 6 | 16.1 | 12.5 | 19.7 | 16.2 | | | 2110-4206 | 1,000 (20,000) | |
| 2120-4207 | 7 | 18.6 | 15.0 | 22.2 | 18.7 | | | 2110-4207 | 1,000 (20,000) | |
| 2120-4208 | 8 | 21.1 | 17.5 | 24.7 | 21.2 | | | 2110-4208 | 1,000 (13,000) | |
| 2120-4209 | 9 | 23.6 | 20.0 | 27.2 | 23.7 | | | 2110-4209 | 1,000 (20,000) | |
| 2120-4210 | 10 | 26.1 | 22.5 | 29.7 | 26.2 | | | 2110-4210 | 1,000 (20,000) | |
| 2120-4211 | 11 | 28.6 | 25.0 | 32.2 | 28.7 | | | 2110-4211 | 1,000 (20,000) | |
| 2120-4212 | 12 | 31.1 | 27.5 | 34.7 | 31.7 | | | 2110-4212 | 1,000 (20,000) | |

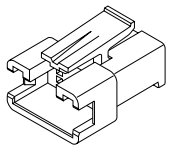

メールハウジング
Male Housing

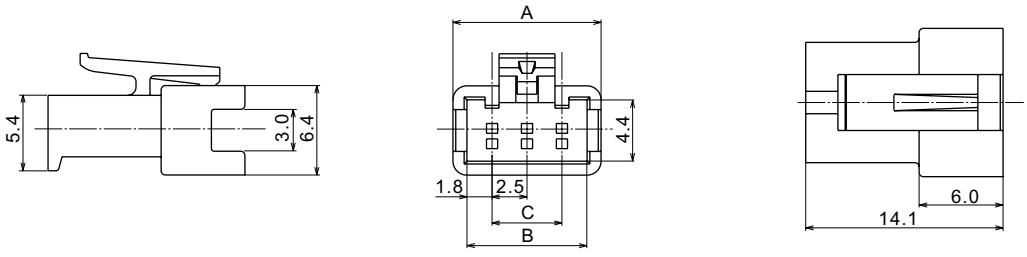


| 製品番号 Cat.No. | 極数 Pole | 寸法 Dim mm A | B | C | 材料 Material | 色 Color | 組合せ mate with | 最少梱包数 (外箱梱包数) Min Pckng Qty (Qty per Ctn) | 備考 Comment |
|---|---|---|---|---|---|---|---|---|---|
| 2110-4202 | 2 | 8.1 | 6.1 | 2.5 | PA66 UL94V-0 | 白 (White) | 2120-4202 | 1,000 (35,000) | |
| 2110-4203 | 3 | 10.6 | 8.6 | 5.0 | | | 2120-4203 | 1,000 (10,000) | |
| 2110-4204 | 4 | 13.1 | 11.1 | 7.5 | | | 2120-4204 | | |
| 2110-4205 | 5 | 15.6 | 13.6 | 10.0 | | | 2120-4205 | 1,000 (20,000) | |
| 2110-4206 | 6 | 18.1 | 16.1 | 12.5 | | | 2120-4206 | | |
| 2110-4207 | 7 | 20.6 | 18.6 | 15.0 | | | 2120-4207 | 1,000 | |
| 2110-4208 | 8 | 23.1 | 21.1 | 17.5 | | | 2120-4208 | 1,000 (20,000) | |
| 2110-4209 | 9 | 25.6 | 23.6 | 20.0 | | | 2120-4209 | | |
| 2110-4210 | 10 | 28.1 | 26.1 | 22.5 | | | 2120-4210 | 1,000 (20,000) | |
| 2110-4211 | 11 | 30.6 | 28.6 | 25.0 | | | 2120-4211 | | |
| 2110-4212 | 12 | 33.1 | 31.1 | 27.5 | | | 2120-4212 | 1,000 (15,000) | |